

Liverpool

SPECIALIZED CONTROLS*

MID*

Custom tuned to $\pm 12\text{dB}$ @ 500 Hz.

CHARACTER*

Sweeps through an entire range of tonal possibilities associated with this style of amplifier. In addition to modifying the frequency response, the Character control also influences the attack and drive characteristic of this particular amplifier style. Therefore, you may need to adjust your gain and tone settings after tweaking the Character control.

Settings below 12 o'clock bring you the familiar jangle of early '60s British amplification.

Advancing towards 12 o'clock gives you a Top Boost tone any Mod would be proud to have.

Passing 12 o'clock allows those thick, even harmonics, for which this Class A amp is known, to come through.

Full up gives you an over-the-top lead tone reminiscent of Brian May.

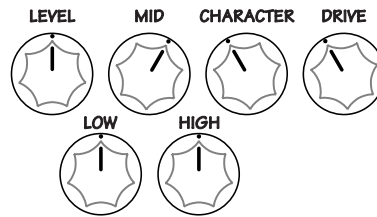
SPEAKER SIMULATION*

Built in speaker simulation is tuned to match English Alnico Bulldog-style speakers.

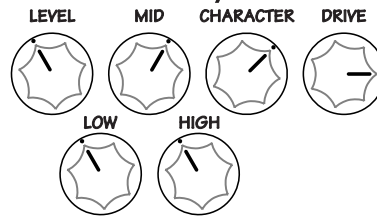
*Voiced specifically for the Liverpool pedal. Please consult the Owner's Manual for complete guidance to operation.

®Registered trademark. Names of sample settings are intended for descriptive purposes only and should not be construed as an endorsement or affiliation with the companies, products, or artists named.

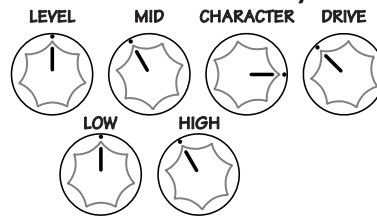
CLEAN



SINGING AC30®-Style



CRUNCH / TOM PETTY-Style



CRUNCH / BRIAN MAY-Style

