

# Oxford

## SPECIALIZED CONTROLS\*

### MID, LOW, HIGH\*

MID is custom-tuned to 12dB @ 500 Hz.  
LOW and HIGH emulate '70s British console EQ:  
LOW is custom tuned to:

+22dB boost or -12dB cut @ 120 Hz.

HIGH is custom tuned to:

+30dB boost or -12dB cut @ 2.5 kHz.

**Settings below 12 o'clock** emulates an F.A.C. (Frequency Analyzing Control) for mid-range sweep. From minimum, it goes from tightening up the low end to a looser/thicker low end response.

**Nearing 12 o'clock** increases the low end drive for thicker Stoner rock, Sabbath-style. (Switch your Les Paul to the neck pickup!)

**Above 12 o'clock** adds a presence punch for more modern sounds and higher gain leads.

**Full up** brings you to the brink of blowing up (but not to worry, it won't).

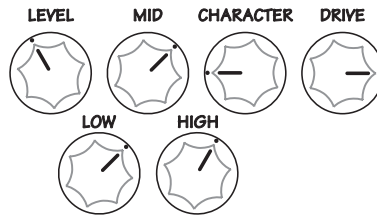
### SPEAKER SIMULATION\*

Built in speaker simulation is tuned to match English Greenback-style speakers.

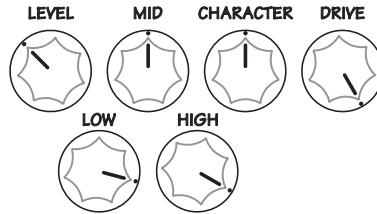
\*Voiced specifically for the Oxford pedal. Please consult the Owner's Manual for complete guidance to operation.

®Registered trademarks. Names of sample settings are intended for descriptive purposes only and should not be construed as an endorsement or affiliation with any companies, products, artists, or songs named.

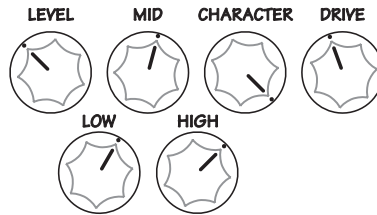
### BRITISH POP



### T-REXTACY



### TWANGY ZEP



### SABBATH-Style BASS

