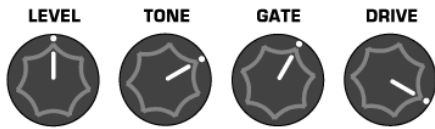
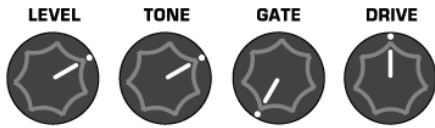


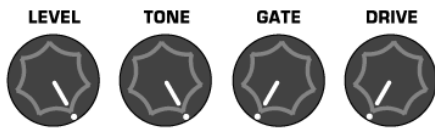
SAMPLE SETTINGS



AMERICAN WOMAN



OVERDRIVE

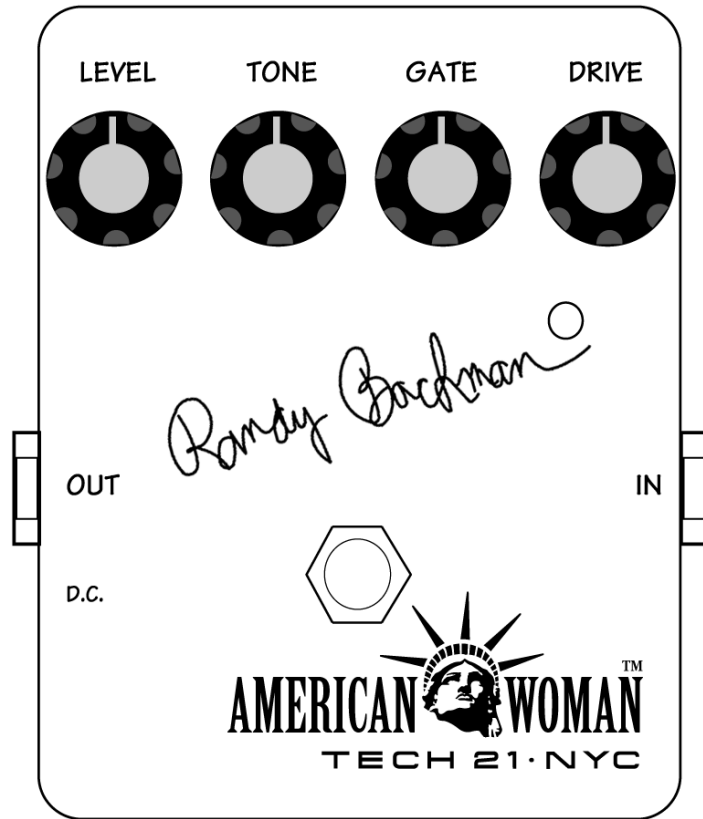


BOOST



SLOW ATTACK*

*For best results, play single notes with slow, even picking. The Gate setting will vary, as it is dependent upon the output of your pickup and your picking style.



OWNER'S MANUAL

DESIGNED AND MANUFACTURED IN THE U.S.A.

TECH 21
NEW YORK CITY

T: 973-777-6996 • E: info@tech21nyc.com • W: www.tech21nyc.com
© 2003 Tech 21, Inc.



INTRODUCTION by RANDY BACHMAN

In the mid '60s, when I started playing guitar, I tried to get my solo sound to be like a violin or cello (my first instrument). I used to plug a small amp into a bigger amp to get the sound I wanted. This was a destructive method, as many amps burst into flames. My repairman, Gar Gilles, wanted to know what the heck I was doing. After explaining my story, he said there was an easier way. He built me a tube preamp with two gain stages on the front end. It was very simple and worked with through mode and an on/off toggle switch to kick in the effect. I used to work the on/off switch with my elbow while switching back and forth from rhythm and lead. Once we had the sound perfected, Gar built a footswitch to make it easier to use. I called it a "Herzog" after a book I was reading.

I began to incorporate the Herzog sound into my playing and it became my solo sound in songs like "American Woman" and "No Time," which were huge hits for my band The Guess Who. Later, in Bachman-Turner Overdrive, I continued to use that sound on many albums and hits.

Fast forward many years to the reuniting of The Guess Who in 1999, when I had to recreate my guitar tones. The original sound was with the neck pickup on a '59 Les Paul with Bigsby, Garnet Herzog, Garnet amp, RCA ribbon mike, RCA compressor/limiter, tape compression, mastering-to-vinyl compression, and so on. I was excited to find a preset in Tech 21's SansAmp PSA-1 rackmount that was called, "American Woman." Upon trying it, I was amazed that it had *the sound*.

At a trade show, I asked Andrew (Barta, president of Tech 21) if he could make me a stand alone pedal. He did. And I love it. I've found nothing like it in the myriad of pedals out there. It's quite versatile and gets sounds like many other pedals, but other pedals can't quite get the American Woman tone.

The best way to use this pedal is just plug into it with your favorite guitar and amp. Use your neck pickup and set all controls on the pedal straight up, and same with the amp. Play in bypass to get the rhythm sound you want. Kick in the pedal and adjust the volume output so the solo is louder. Adjust the Drive for the sweet sustain you want and adjust the Tone to have your solo "sit where you want it to tonally." This will vary according to single or double coil pickups, type of amp and speakers, and other variables. It will only take a few seconds to find what you want, so plug in and enjoy!

While demoing this pedal at a recent trade show, I found it great to have two of these pedals side by side. This allowed for two different settings with different tone colors. Your tones obviously will vary when you switch from neck to bridge pickup, which will make it brighter and more cutting.

Thanks to everyone at Tech 21 for this pedal. When I repeatedly get asked the question, "How do you get that American Woman tone?" it makes the answer easy for me: Buy the pedal.

RandyBachman

APPLICATIONS and CONTROLS

Use with any amp --tube or solid state, vintage or modern. You can achieve the same results using the American Woman in conjunction with any model of our highly-acclaimed SansAmp™ Tube Amplifier Emulators. It can also add warmth and dimension to any digital signal processor.

DRIVE controls the amount of overdrive. The amount of harmonics is dynamically controlled by the input level. Therefore, you will influence the ratio of harmonics by how hard you pick. At minimum, the circuitry has no tonal effect on the sound and is clean.

GATE controls the amount of hiss and noise when you're not playing. Increase setting until the noise just stops. Note: Drive and Gate are interdependent. The higher you set the Drive, the more Gate will be needed, and vice versa.

TONE is a very musical, specialized low pass filter that shifts the high cut from 10kHz to 1kHz. It allows you to remove the high end without losing mids or getting muddy.

LEVEL is capable of extremely high output, up to 10dB (even in clean setting). Useful as a "pre-boost" for additional gain out of your amp without altering any tonal characteristics.

THE INS AND OUTS

1/4" INPUT : 1megOhm high impedance, same as traditional tube amps.

1/4" OUTPUT : 1kOhm low impedance, drives long cables without loss of signal integrity, even in bypass.

NOTEWORTHY NOTES & SUGGESTIONS

- The Tone control is unusually sensitive and powerful. You need not set it at max to get maximum results. For guitar amps that tend to be on the bright side, we recommend experimenting with Tone set below 12 o'clock.
- The Tone control also helps compensate for the EQ curves found in guitar amps. To find the best setting for interacting with your amp, start with Tone set at 12 o'clock. Cut or boost as necessary. Be aware that amplifiers vary greatly. Some may require you to use a radical setting on the American Woman to achieve your desired sound. You need not be discouraged or suspect something is wrong with the unit. If you get your sound, it's the right balance to complement your amp.
- With hot output pickups, you may experience distortion even when Drive is at minimum.
- The highly efficient, low power consuming LED will fade as battery runs low (<6.5V). While the American Woman will continue to operate, we recommend replacing the battery at this time.

USING WITH OTHER EFFECTS

For best results, plug your guitar directly into the American Woman. This will preserve the interactive nature of the unit. Otherwise, place the following effects:

BEFORE: Chorus, Envelope Filter, Wah-Wah
AFTER: Chorus, Distortion (other), Echo, Reverb, SansAmp, Volume Pedal
EITHER: Chorus, Distortion (other)

POWER REQUIREMENTS

*Utilizes standard 9V alkaline battery (not included). To install, simply remove battery door. (NOTE: The *Input* activates battery. To conserve energy, unplug when not in use.) Power Consumption: approx. 10mA.

*USE DC POWERSUPPLY ONLY! Failure to do so may damage the unit and void warranty.

DC Power Supply Specifications:

- 9V DC regulated or unregulated, 100mA minimum;
- 2.1mm female plug, center negative (-).

Optional factory power supply is available, Model #DC2.

WARNINGS

- * Attempting to repair unit is not recommended and may void warranty.
- * Missing or altered serial numbers automatically void warranty. For your own protection, be sure serial number labels on the unit's back plate and exterior box are intact.

ONE YEAR LIMITED WARRANTY . PROOF OF PURCHASE REQUIRED . Manufacturer warrants unit to be free from defects in materials and workmanship for one (1) year from date of purchase to the original purchaser and is not transferable. This warranty does not include damage resulting from accident, misuse, abuse, alteration, or incorrect current or voltage. If unit becomes defective within warranty period, Tech 21 will elect to repair or replace it free of charge. After warranty expires, Tech 21 will repair defective unit for a fee.

ALL REPAIRS for residents of U.S. Call Tech 21 for **Return Authorization Number** . Manufacturer will not accept packages without prior authorization, pre-paid freight (UPS preferred) and proper insurance. International purchasers should contact the authorized Tech 21 distributor in their particular country.

FOR PERSONAL ASSISTANCE & SERVICE

Contact Tech 21, Inc., weekdays from 9:00 AM to 5:00 PM, EST.