

### POWER REQUIREMENTS

\*Utilizes standard 9V alkaline battery (not included). NOTE: *Input* jack activates battery. To conserve energy, unplug when not in use. Power Consumption: approx. 5mA, for battery life of approximately 100 hours.

\*USE **DC POWER SUPPLY ONLY!** Failure to do so may damage the unit and void warranty. DC Power Supply Specifications:  
-9V DC regulated or unregulated, 100mA minimum;  
-2.1mm female plug, center negative (-).

**Optional factory power supply is available: Tech 21 Model #DC2.**

### WARNINGS:

- \* Attempting to repair unit is not recommended and may void warranty.
- \* Missing or altered serial numbers automatically void warranty. For your own protection: be sure serial number labels on the unit's back plate and exterior box are intact, and return your warranty registration card.

**ONE YEAR LIMITED WARRANTY. PROOF OF PURCHASE REQUIRED.** Manufacturer warrants unit to be free from defects in materials and workmanship for one (1) year from date of purchase to the original purchaser and is not transferable. This warranty does not include damage resulting from accident, misuse, abuse, alteration, or incorrect current or voltage. If unit becomes defective within warranty period, Tech 21 will repair or replace it free of charge. After expiration, Tech 21 will repair defective unit for a fee.

**ALL REPAIRS** for residents of U.S. and Canada: Call Tech 21 for **Return Authorization Number**. Manufacturer will **not** accept packages without prior authorization, pre-paid freight (UPS preferred) and proper insurance.

### FOR PERSONAL ASSISTANCE & SERVICE:

Contact Tech 21 weekdays from 10:00 AM to 5:00 PM, EST.

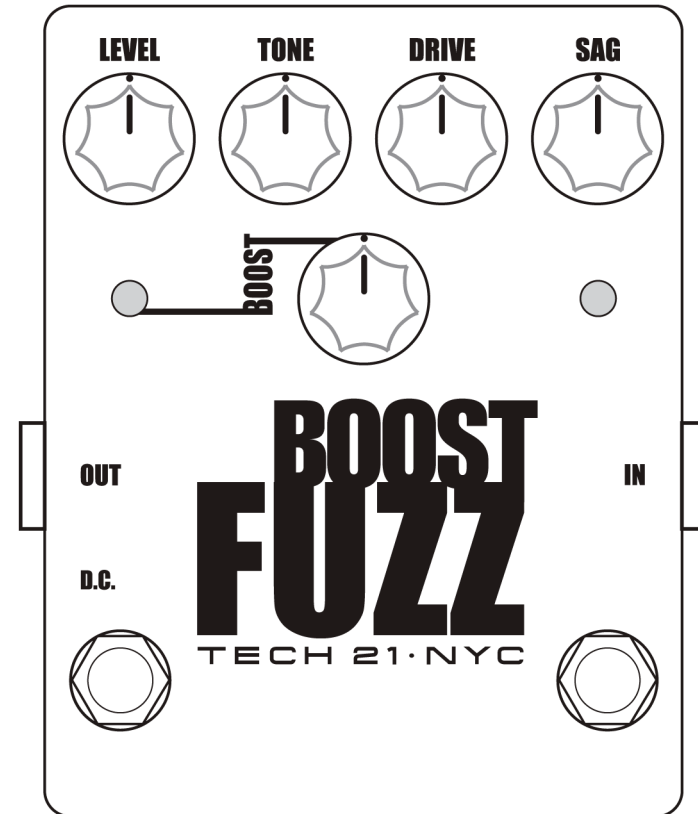
**MADE IN THE U.S.A.**



Tel: 973-777-6996 / Fax: 973-777-9899

[www.tech21nyc.com](http://www.tech21nyc.com) / [info@tech21nyc.com](mailto:info@tech21nyc.com)

©2012 Tech 21 USA, Inc.



**OWNER'S MANUAL**

## TECH 21, THE COMPANY

Tech 21 was formed by a guitarist possessing the unusual combination of a trained ear and electronics expertise. In 1989, B. Andrew Barta made his invention commercially available to players and studios around the world. His highly-acclaimed **SansAmp™** pioneered Tube Amplifier Emulation in professional applications for recording direct and performing live, and created an entirely new category of signal processing. There have since been many entries into this niche, yet SansAmp continues to maintain its reputation as the industry standard.

With a full line of SansAmp models, Tech 21 also offers effect pedals and MIDI products, as well as “traditional” style amplifiers for guitar and bass. Each product is thoughtfully and respectfully designed by B. Andrew Barta himself with the player in mind. Our goal is to provide you with flexible, versatile tools to cultivate, control, refine and redefine your own individual sound. Tech 21 takes great pride in delivering consistent quality sound, studio to studio, club to club, arena to arena.

## PRODUCT OVERVIEW

The Boost Fuzz celebrates the sounds of classic germanium fuzz pedals from nearly half-a-century ago. While known for the sweet sounds of the '60s, germanium transistors have a (deserved) reputation for being temperamental, unreliable and prone to wandering bias whenever there's a change in temperature. It was not uncommon for finicky pro players (think Hendrix) to own several of the same fuzz pedals so they could be swapped out when they acted up.

**Tech 21's all-analog circuitry** merges vintage sounds with modern dependability so you get the same sound, all day and all night long, no matter how hot or cold it gets on stage. Designed and built from the ground up utilizing the best individually-selected, hand-biased discreet components, the Boost Fuzz provides optimized performance with studio-quiet operation.

## APPLICATIONS and CONTROLS

Use with any amp --tube or solid state, vintage or modern. NOTE: You can also achieve the same results using the Boost Fuzz in conjunction with any model of our own SansAmp™ Tube Amplifier Emulators.

**LEVEL:** Adjusts the output level of the unit.

**STONE:** Very musical, specialized low pass filter that shifts the high cut from 10kHz to 1kHz. It allows you to remove the high end without losing mids or getting muddy.

**DRIVE:** Adjusts the overall amount of fuzz. Highly interactive with the level of your guitar. For instance, you can clean up the amount of fuzz by decreasing the guitar's volume (except in very extreme settings) without having to change the setting on the pedal. Conversely, you can increase the amount of fuzz by simply increasing the guitar's volume.

**SAG:** Allows note to bloom and sing at your command, for dynamic, organic performances. The higher the setting, the more pronounced the effect will be.

**BOOST:** Adds up to 21dB of clean boost. The Boost function is a true post-boost to kick up the volume without adding any further distortion. Activated via its own footswitch, it can also be used independently from the effect.

## THE INS AND OUTS

**1/4" INPUT:** 1megOhm instrument level. For normal operation, signal level to *Input* should be close to that of a standard electric guitar (approx -10dBm / 250mV). The input is designed with the same sensitivity and loading characteristic as a tube amp.

**Also switches battery power on/off, so be sure to unplug when not in use.**

**1/4" OUTPUT:** 1kOhm low impedance output drives long cables without loss of signal integrity, even in bypass.

## NOTEWORTHY NOTES

**1) Tech 21 controls are unusually sensitive** and tend to perform well beyond what would be considered “normal.” So you need not set everything at max to get maximum results.

**2) To find the best settings** for interacting with your other gear, you may need to use radically different settings for each individual way you use it. You need not be discouraged or suspect something is wrong with the unit. If you’ve got your sound, you’ve simply found the right balance to complement each individual piece of gear. We recommend you start with the tone control at max and cut as necessary.

**3) Tech 21 pedals have exceptionally low noise levels.** However, they may amplify noise emanating from the input source. To minimize noise, we recommend active electronic instruments have the volume set at unity gain/maximum and tone controls positioned flat. If you need to boost, do so slowly and sparingly. Also check for pickup interference by moving your guitar or turning the volume off. Be aware single coil pickups are more likely to generate noise.

**4) Placement notes:** For best results, plug your guitar directly into the Boost Fuzz. This will preserve the interactive nature of the unit. Otherwise, we recommend this basic guideline:

**Place the following effects BEFORE the Boost Fuzz:**

Compressor, Envelope Filter, Wah.

**Place the following effects AFTER the Boost Fuzz:**

Chorus, Distortion (other), Echo, Reverb, SansAmp, Volume Pedal.

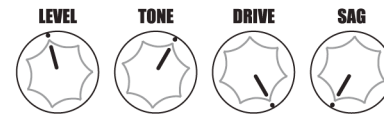
**5) Buffered bypass** eliminates the shortcomings associated with “true bypass” (pops and clicks, and high-end loss when multiple pedals are connected together), as well as signal loss associated with other types of switching circuits.

**6) Custom actuators.** All Tech 21 pedals feature smooth, silent-switching actuators that are licensed by other major manufacturers.

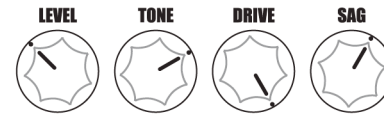
**7) LED indicator light.** When battery begins running low (around 6 volts), the LED will become noticeably dim.

## BOOST FUZZ SAMPLE SETTINGS

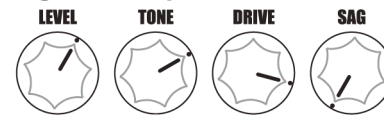
### Germanium Fuzz Face® style



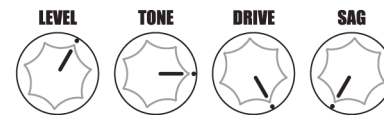
### Silicon Fuzz Face style



### Triangle Muff® style



### Pumpkin Muff® style



**NOTE:** The Boost control is intentionally not included in the sample settings, as it will not change the sound of the effect no matter where you set it. We recommend starting at 12 o'clock and adjust to taste.

®Registered trademarks of their respective companies. Names of sample settings are for descriptive purposes only and should not be construed as an endorsement or affiliation with any companies, products or artists named.